

## SSA/SSP Series Electronic Valve Actuator

24 Vac, Floating or 0-10V Control  
Non-Spring Return



Indoor  
Environmental  
Quality



SSA/SSP Series Electronic Valve Actuator.

### Description

The SSA/SSP Electronic Valve Actuator requires a 24 Vac power supply and receives a 0 to 10 Vdc signal or a floating control signal to control a valve. This actuator is designed to work with Zone Control Valves with a 1/10-inch (2.5 mm) stroke and a threaded valve bonnet that fits the actuator.

### Features

- UL listed for plenum installations
- Direct-coupled installation without tools
- Manual Override with hex wrench
- Visual position indication

### Applications

The SSA/SSP Electronic Valve Actuators are for use with heating and cooling HVAC applications with Zone Valves.

A-115

Valves



Siemens  
Product Guard  
PLUS 3 Warranty

# SSA/SSP Actuator Valve Specifications

**Power Supply**  
 Operating Voltage ..... 24 Vac ±20%  
 Frequency ..... 50/60 Hz

**Power Consumption**  
 SSA81 ..... 0.8 VA  
 SSA/P61 ..... 2.5 VA

**Agency Certifications** ..... CE Conformance  
 EMC Directive ..... 89/336/EEC  
 Low Voltage Directive ..... 73/23/EEC  
 UL listed ..... UL873  
 cUL Certified to Canadian Standard  
 C22.2 No. 24-93

**Function**  
 Running Time  
 SSA/P61 ..... 34 sec.  
 SSA81 ..... 150 sec.  
 Nominal Stroke ..... 1/10-inch (2.5 mm)  
 Nominal Force ..... 36 lb. (160N)

**Ambient Temperature**  
 Operation ..... 41 to 122°F (5 to 50°C)  
 Transport and Storage ..... -13 to 158°F (-25 to 70°C)

**Medium Temperature** ..... 34 to 230°F (1 to 110°C)

**Dimensions** ..... 3.26" H x 3.26" W x 1.9" D  
 (82 mm H x 83 mm W x 48 mm D)

**Shipping Weight** ..... 9 oz. (0.25 kg)

## SSA/SSP Series Actuator Product Ordering

Description	Part No.	Actuator Prefix Code
24 Vac, Floating, Normally Closed	<b>SSA81U</b>	244
24 Vac, 0-10 Vdc, AB-A NC	<b>SSA61U</b>	245
24 Vac, 0-10 Vdc, AB-A NO	<b>SSP61U</b>	248

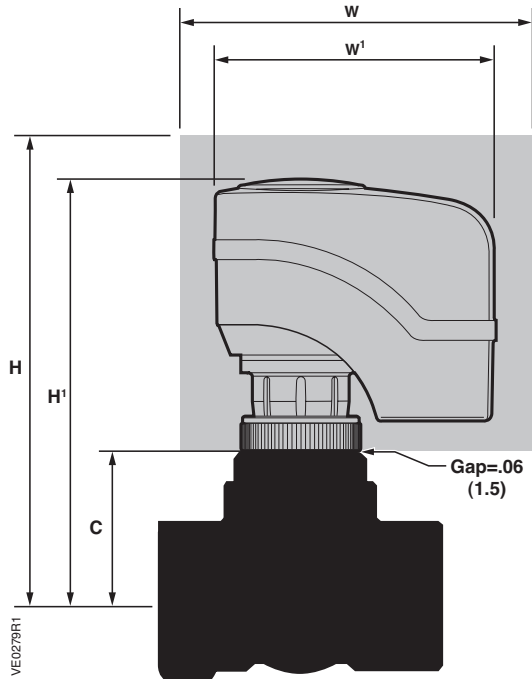
A-116

Valves

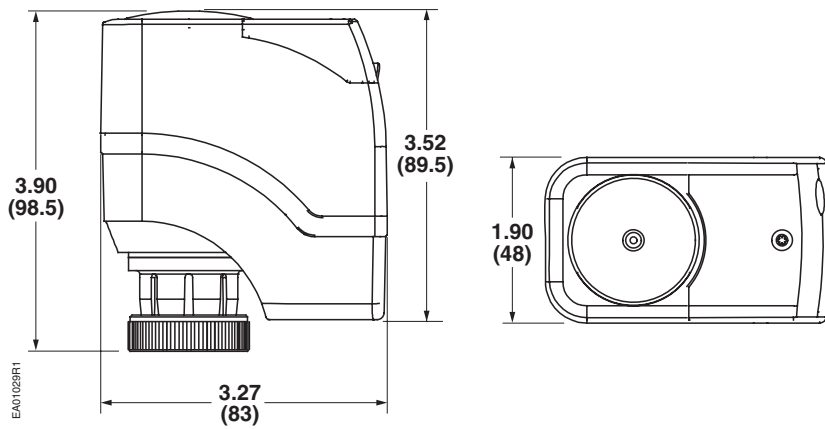
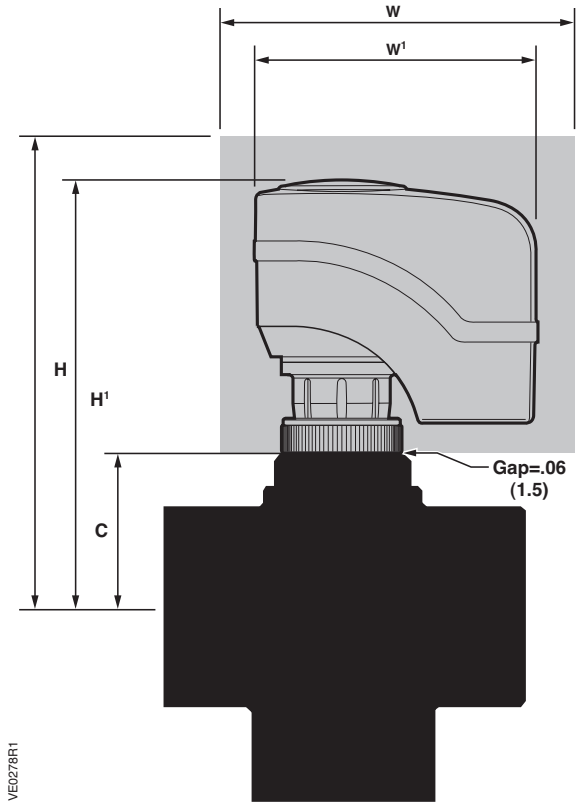
### Accessories & Service Kits A-257

# Dimensions

**SSA/SSP Series Actuator:  
Service Envelope for 2-Way Valve Assembly**



**SSA/SSP Series Actuator:  
Service Envelope for 3-Way Valve Assembly**



Dimensions shown in inches (mm).

Valve Size in. (mm)	Valve Center Line to Top of Actuator H'		Service Height H		Valve Center Line to Actuator Coupling C		Width or Diameter of Actuator W'		Service Width W	
	2-Way	3-Way	2-Way	3-Way	2-Way	3-Way	2-Way	3-Way	2-Way	3-Way
0.5 (15)	4.26 (108.2)	4.26 (108.2)	12.26 (311.4)	12.26 (311.4)	1.00 (25.4)	1.00 (25.4)	3.26 (82.8)	3.26 (82.8)	11.26 (286.0)	11.26 (286.0)
0.75 (20)	4.26 (108.2)	4.26 (108.2)	12.26 (311.4)	12.26 (311.4)	1.00 (25.4)	1.00 (25.4)	3.26 (82.8)	3.26 (82.8)	11.26 (286.0)	11.26 (286.0)
1.00 (25)	4.26 (108.2)	4.26 (108.2)	12.26 (311.4)	12.26 (311.4)	1.00 (25.4)	1.00 (25.4)	3.26 (82.8)	3.26 (82.8)	11.26 (286.0)	11.26 (286.0)

Table expressed in inches (mm).

Service height and width are the recommended dimensions to allow access to the product.